



Connectors > Power Connectors > Power Contacts

Power Contact Type: **Contact**Operating Voltage: **250 VDC**Contact Mating Area Plating Material: **Gold**Wire Size: **24 – 20 AWG**

Features

Product Type Features

Power Contact Type	Contact
Connector System	Wire-to-Wire
Connector & Contact Terminates To	Wire & Cable

Electrical Characteristics

Operating Voltage	250 VDC
-------------------	---------

Contact Features

Contact Mating Area Plating Material	Gold
Contact Current Rating (Max)	5 A
Contact Type	Receptacle
Contact Retention Within Housing	With
Mating Square Post Dimension	.64 mm[.025 in]
Contact Base Material	Phosphor Bronze
Contact Mating Area Plating Material Thickness	.76 µm[30 µin]
Contact Mating Area Plating Material Finish	Bright
Wire Contact Termination Area Plating Thickness	2.54 µm[100 µin]



Wire Contact Termination Area Plating Material	Tin-Lead
Wire Contact Termination Area Plating Material Finish	Bright
Contact Orientation	Straight
Contact Underplating Material	Nickel
Contact Underplating Material Thickness	1.27 µm[50 µin]

Termination Features

Termination Method to Wire & Cable	Crimp
------------------------------------	-------

Mechanical Attachment

Contact Retention Type Within Housing	Locking Lance
Connector Mounting Type	Cable Mount (Free-Hanging)
Wire Insulation Support	Without

Dimensions

Wire Size	.2 – .5 mm ²
Accepts Wire Insulation Diameter Range	.89 – 1.52 mm[.035 – .06 in]

Usage Conditions

Operating Temperature Range	-40 – 105 °C[-40 – 221 °F]
-----------------------------	----------------------------

Operation/Application

Circuit Application	Power
---------------------	-------

Industry Standards

Agency/Standard Number	VDE_40005280_C
VDE Tested	Yes
Agency/Standard	VDE

Packaging Features

Packaging Method	Reel
Packaging Quantity	15000

Other

Wire/Cable Type	Discrete Wire
Wire Type	Stranded

Product Compliance

[For compliance documentation, visit the product page on TE.com>](#)






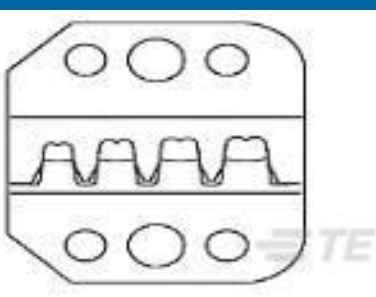




EU RoHS Directive 2011/65/EU	Compliant
EU ELV Directive 2000/53/EC	Compliant
China RoHS 2 Directive MIIT Order No 32, 2016	No Restricted Materials Above Threshold
EU REACH Regulation (EC) No. 1907/2006	Current ECHA Candidate List: JUNE 2022 (224) Candidate List Declared Against: JUNE 2022 (224) Does not contain REACH SVHC
Halogen Content	Low Halogen - Br, Cl, F, I < 900 ppm per homogenous material. Also BFR/CFR/PVC Free
Solder Process Capability	Not applicable for solder process capability

Product Compliance Disclaimer

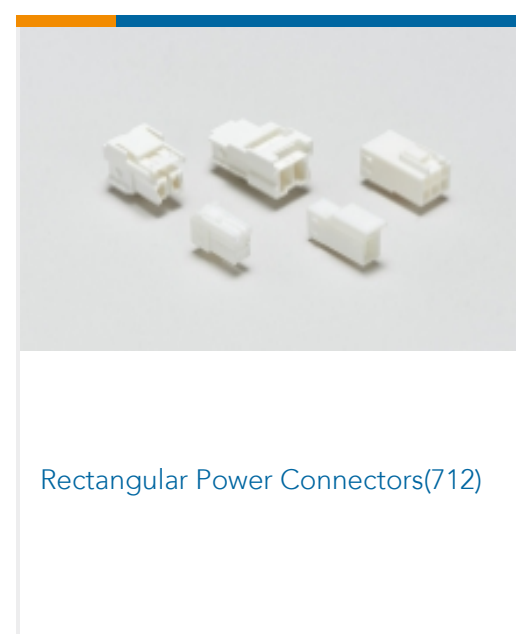
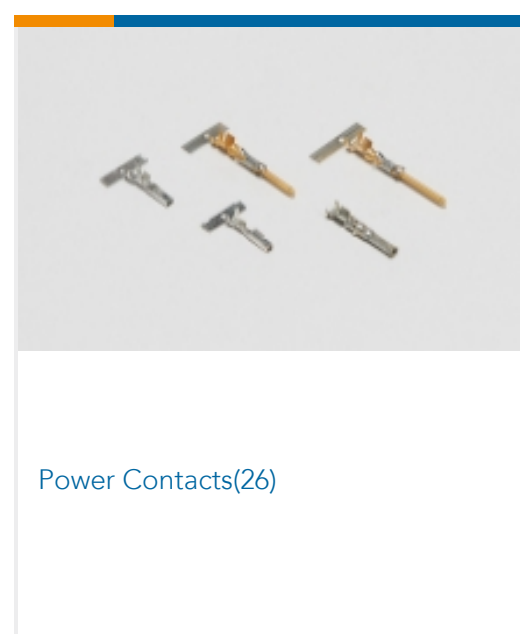
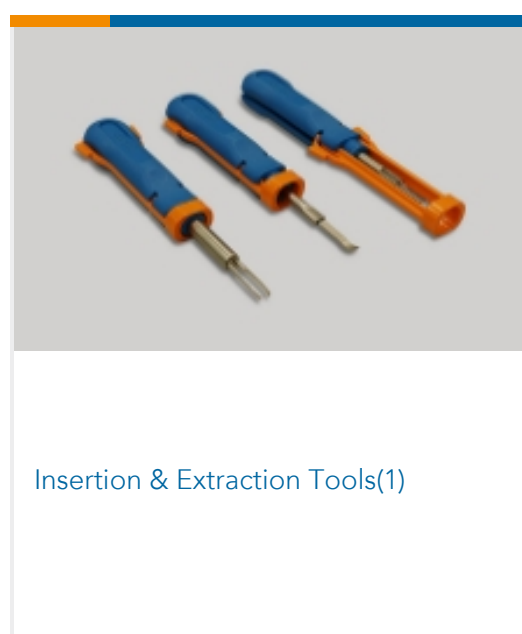
This information is provided based on reasonable inquiry of our suppliers and represents our current actual knowledge based on the information they provided. This information is subject to change. The part numbers that TE has identified as EU RoHS compliant have a maximum concentration of 0.1% by weight in homogenous materials for lead, hexavalent chromium, mercury, PBB, PBDE, DBP, BBP, DEHP, DIBP, and 0.01% for cadmium, or qualify for an exemption to these limits as defined in the Annexes of Directive 2011/65/EU (RoHS2). Finished electrical and electronic equipment products will be CE marked as required by Directive 2011/65/EU. Components may not be CE marked. Additionally, the part numbers that TE has identified as EU ELV compliant have a maximum concentration of 0.1% by weight in homogenous materials for lead, hexavalent chromium, and mercury, and 0.01% for cadmium, or qualify for an exemption to these limits as defined in the Annexes of Directive 2000/53/EC (ELV). Regarding the REACH Regulation, the information TE provides on SVHC in articles for this part number is based on the latest European Chemicals Agency (ECHA) 'Guidance on requirements for substances in articles' posted at this URL: <https://echa.europa.eu/guidance-documents/guidance-on-reach>

Compatible Parts

 <p>TE Part # 91501-1 CCII MICRO MNL REC 24-20 ASSY</p>	 <p>TE Part # 91391-1 SDE PEW 12MICRO MNL HAND TOOL</p>	 <p>TE Part # 843996-6 TOOL, EXTRACTION RESET</p>	 <p>TE Part # 2151022-1 OCEAN_2.0_APPLICATOR-S-055F070F</p>
 <p>TE Part # 7-2151022-7 OCEAN_2.0_SPARE_PART_KIT-055F070F</p>	 <p>TE Part # 91391-2 SDE COMM MICRO MNL DIE SET</p>	 <p>TE Part # 2151022-2 OCEAN_2.0_APPLICATOR-S-055F070F</p>	 <p>TE Part # 2-2151022-1 OCEAN_2.0_APPLICATOR-S-055F070F</p>



Also in the Series | Micro MATE-N-LOK



Documents

Product Drawings

MICRO MNL RPT CNT STRIP 30AU

English

CAD Files

Customer View Model

ENG_CVM_CVM_794606-3_K.2d_dxf.zip

English



3D PDF

3D

Customer View Model

[ENG_CVM_CVM_794606-3_K.3d_igs.zip](#)

English

Customer View Model

[ENG_CVM_CVM_794606-3_K.3d_stp.zip](#)

English

By downloading the CAD file I accept and agree to the [Terms and Conditions](#) of use.

Datasheets & Catalog Pages

[SOFT_SHELL_PIN_AND_SOCKET_CONNECTORS_CATALOG](#)

English

[MICRO MATE-N-LOK CONNECTOR SYSTEM](#)

English

[1773458-4_MICRO_MATE_N_LOK_CONNECTOR_SYSTEM_QRG](#)

English

Product Specifications

[Application Specification](#)

English

Product Environmental Compliance

[TE Material Declaration](#)

English